

SAFE  
ECONOMIC  
PORTABLE

# Sanidad

MODEL RP 8411


## FACIAL TONER/BEAUTY HEALTHER HIGH GAUSS (1400X2)

**AN IDEAL BEAUTY & HEALTH AID FOR TONING THE SKIN!  
TRIGGER POINTS FOR FACIAL REJUVENATION!**

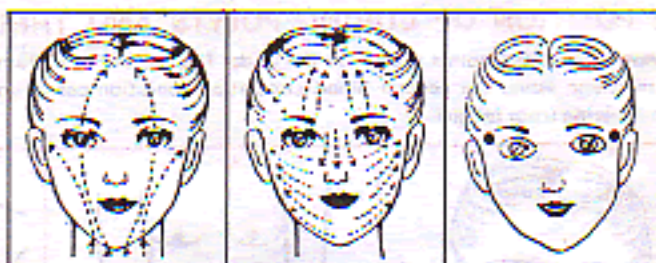
ADDING YOUTHFUL NATURAL COLOUR —  
GIVING A HEALTHIER LOOKING COMPLEXION —  
SPECIALLY TREAT WRINKLES, DOWN LINES, AGE SPOTS AND BLEMISHES —

### CHARACTERISTICS:

It can add firmness to women's breasts too, by enlivening the supporting muscles. Because it is made of an extraordinarily powerful artificial magnet of N.S. poles which produces power magnetic waves, it stimulates your surface skin and further, transmitting these waves to the magnetic fields for your heart and all parts of your body, your body cells are enhanced and provided with required nutritions. The fantastic job it does is not possible by means of medicine, foods or sports.



### SPECIAL TREATMENT FOR FACE —



#### First step:

Apply the "Facial Toner" along the arrows of the facial care map; about 5-10 minutes each time.

#### Second step:

Apply the "Facial Toner" to the points shown on the back picture for 5-10 minutes.

### INSTRUCTION BEFORE USING THE "FACIAL TONER"

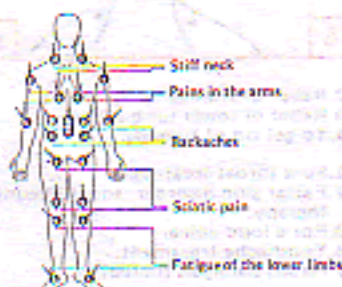
- Do not use under following physical conditions, persons with the under conditions, please use it under the doctor's guidance.
  - Skin disease
  - Heart disease
  - Pregnancy or possible pregnancy
  - Tuberculosis
  - Malignant
  - Cancer
  - 38°C fever
  - Abnormal blood pressure
  - Diabetic
  - Children

East West Development, Inc.  
Headquarters  
4920 SOM Center Road  
Moreland Hills, Ohio 44022  
Tel: (440) 349-2064  
Fax: (440) 349-1769

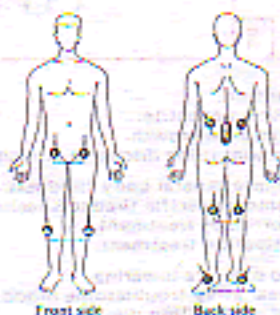
Email: [sales@qualitylifeintl.com](mailto:sales@qualitylifeintl.com)

#### A guide to low-frequency treatment

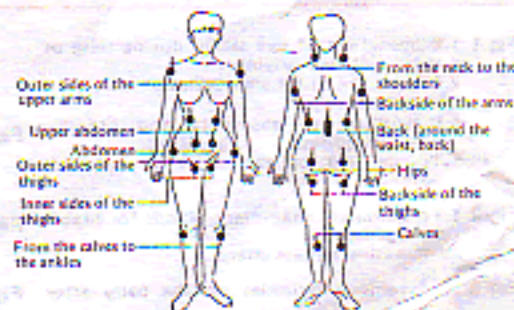
- For stiffness, aches
- Position the point conductors symmetrically on the right and left.
- Here are some examples of affective spots.



- For recovery from fatigue and improvement of health
- These are effective spots.



- For beauty treatment
- The rhythmical low-frequency pulse exercises muscles which are not usually used very much.
- The figure shows spots on the abdomen, thighs and arms where subcutaneous fat tends to accumulate.
- Set the frequency dial at (3) or (4).



**USING METHOD:** 5-20 minutes for each point. adjust the "weak" or "strong" according to the condition, if necessary.

**1. Loading Batteries**



Turn off the switch. Take off the cover of the battery by screwdriver, and load the battery.

**2. Taking The Cap Off**



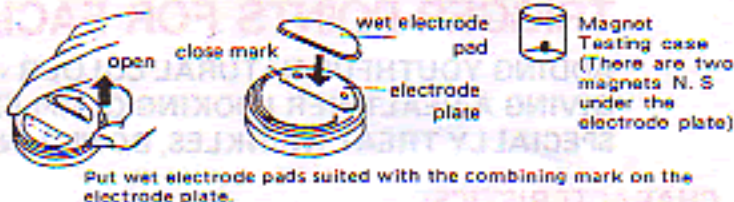
Hold the apparatus, push the hollowed portion of the cap with fingers strongly in the direction of the arrow, and take it off.

**3. Using A Wet Electrode Pad**



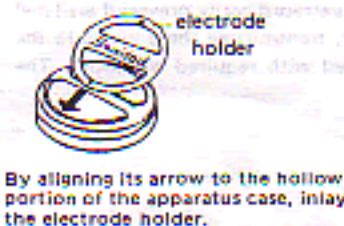
Take out 1 set of electrodes pad from the plastic bag, moisten them in tepid (under 45°C) water until they become soft, then squeeze them lightly.

**4. Loading Wet Electrode Pads**



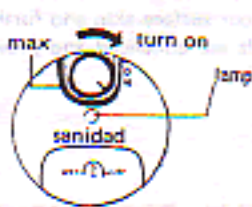
Put wet electrode pads suited with the combining mark on the electrode plate.

**5. Inlaying the Electrode Holder**



By aligning its arrow to the hollow portion of the apparatus case, inlay the electrode holder.

**6. Using Method**



Set the knob by turning it to the direction of the arrow in the illustration. The indication "on" lamp glitters.

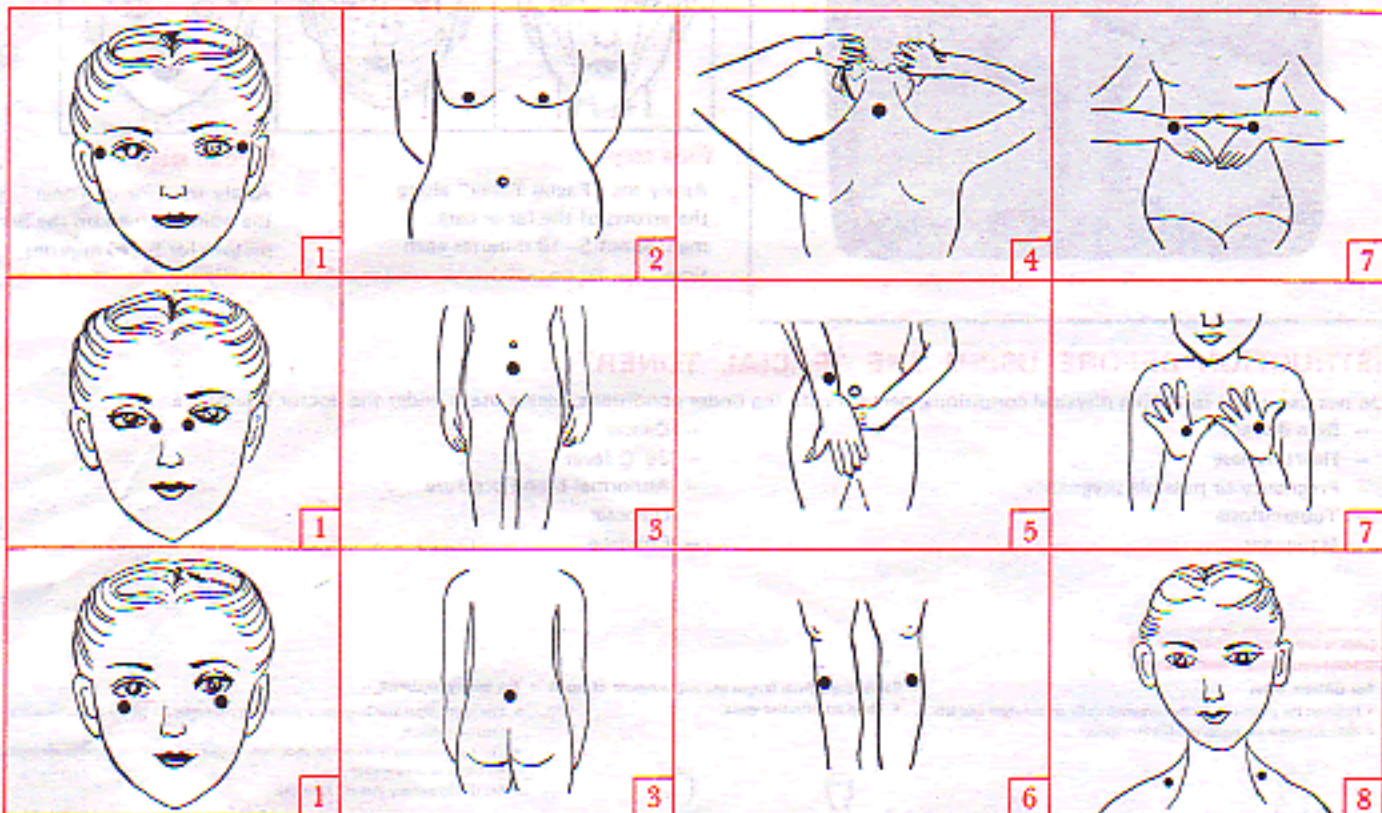
**7. Curing Point**



Press the wet electrode pad on the curing point, and regulate with the knob to the intensity. When you turn the knob weak to strong, the stimulation becomes stronger.

**THE POSITION OF CURING POINTS AND THEIR EFFECTS:**

\*\*Besides the dotted points shown on the under figures, there are numerous neuroganglions on human body. By stimulating localized area with magnetic wave, the general blood circulation condition can be improved. It is very helpful to increasing beauty, keeping young, and recovering from fatigue.



**Fig. 1** 1. Elimination of eye strain during long or short distance driving.  
2. Prevention of far sightedness.  
3. Headache relief.  
4. Prevention of insomnia and pseudo-nearsightedness.  
5. To get rid of facioplege and eyelids wrinkles.

**Fig. 2** 1. To stimulate mammary glands for breast enlargement.  
2. Increasing female charm.

**Fig. 3** 1. To remove wrinkles on the belly after

parturition.  
2. To give an appetite.  
3. To stimulate growth.  
4. To prevent urine discharge at night.

**Fig. 4** 1. To relieve general body tiredness.  
2. To remove specific tiredness feelings.  
3. Hemorrhoids treatment.  
4. Constipation treatment.

**Fig. 5** 1. Blood pressure lowering.  
2. To clear away troublesome mood.  
3. Relief of digestion discomfort.

**Fig. 6** 1. Hemophthisis and pale therapy.

2. Relief of stomach discomfort.  
3. Relief of lower limb aches.  
4. To get rid of tiredness.

**Fig. 7** 1. Sore throat treatment.  
2. Facial skin disorder and folliculitis therapy.  
3. For a loud voice.  
4. Toothache treatment.  
5. Hands paralysis therapy.

**Fig. 8** 1. Shoulder pain relief.  
2. To relieve shoulder pain due to degradation.

**INSTRUCTION AFTER USING THE "FACIAL TONER"**

After you finished using this apparatus, switch it off. Take off the wet electrode pads, wash clean by removing the dirt with soap water first, and keep it dry.